

# Make Your Mark

The UK's largest youth  
consultation



Children & Young People Now  
Awards 2016

Finalist


2015  
charitytimes Awards  
Recognising leadership and professionalism  
Highly Commended

## 2016 RESULTS

# 978,216 votes

### 1 in 6

11-18 year olds  
vote




### Over 550

young  
volunteers  
recruited to  
help consult  
their peers



1,204 schools,  
colleges  
and youth  
organisations  
supported the  
campaign and  
vote



## ISSUES

A curriculum to prepare  
us for life - 142,471

Tackling racism and  
religious discrimination -  
123,944

Transport - 120,186

Votes at 16 - 112,687

Stop cuts that affect the  
NHS - 109,919

Mental health - 105,140

First Aid Education for All  
Young People - 101,009

Raising Awareness of Sexual  
Harassment in schools -  
61,930

Body Image - 60,824

Fund our youth services,  
don't cut them - 40,106

## TOP 5s

### Highest % turnout

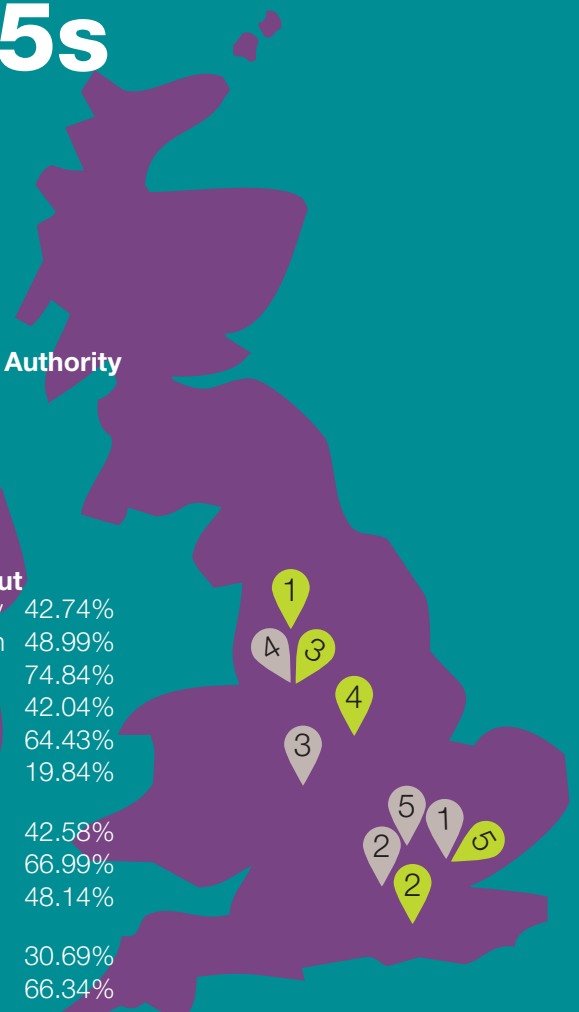
1. Redbridge 74.84%
2. Slough 66.99%
3. Walsall 66.34%
4. Manchester 64.43%
5. Harrow 64.38%

### Top number of Votes/Local Authority

1. Lancashire 30,310
2. Surrey 27,004
3. Manchester 25,406
4. Derbyshire 22,948
5. Redbridge 20,816

### Region/Nation Top % Turnout

- |                          |                       |        |
|--------------------------|-----------------------|--------|
| East Midlands            | Leicester City        | 42.74% |
| East of England          | Peterborough          | 48.99% |
| London                   | Redbridge             | 74.84% |
| North East               | Hartlepool            | 42.04% |
| North West               | Manchester            | 64.43% |
| Northern Ireland         | East Antrim           | 19.84% |
| Scotland                 | Shetland Islands      | 42.58% |
| South East               | Slough                | 66.99% |
| South West               | Plymouth              | 48.14% |
| Wales                    | The Vale of Glamorgan | 30.69% |
| West Midlands            | Walsall               | 66.34% |
| Yorkshire and the Humber | North Lincolnshire    | 52.31% |



# Make Your Mark

# 2011-2016







Over  
3.5 million  
votes cast

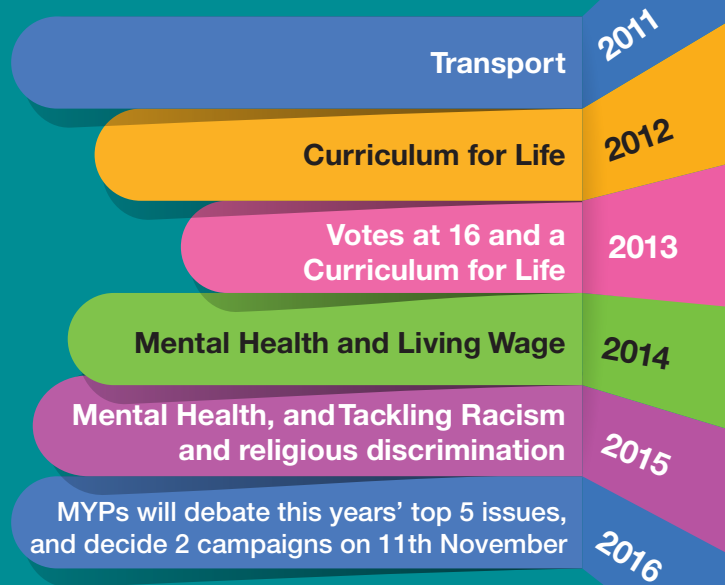
## RECURRING ISSUES

- x4**
  - Curriculum for Life
  - Transport
- x3**
  - Votes at 16
  - Living Wage/minimum wage
  - Work experience/getting ready for work
- x2**
  - Mental health
  - Bullying
  - Tackling racism & religious discrimination

## MYPs EQUAL OPPORTUNITY STATISTICS

-  52% are Female
-  33% identify as Black, Asian or a Minority Ethnic group
-  12% tell us they have a disability
-  9% are entitled to Free School Meals

## Campaigns chosen at the MYP House of Commons debate:



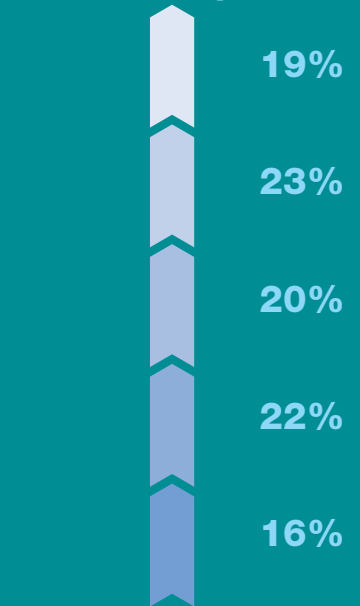
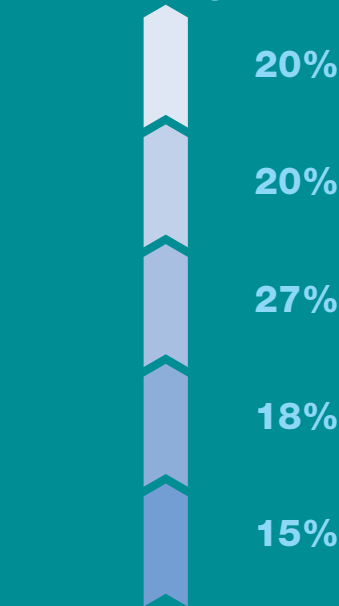
## DIVERSITY IN 2016

### MYPs IN ENGLAND

### SCHOOL, COLLEGE & YOUTH GROUPS [registered to take part in Make Your Mark 2016]

#### Most Wealthy Ward

#### Most Wealthy Ward



#### Most Deprived Ward

#### Most Deprived Ward

Data: Index of Multiple Deprivation, DCLG, 2015. England only



Produced by  
**The British Youth Council**  
the youth-led charity making  
a difference for our future.



Switchboard: 020 7250 8374  
Visit: [www.byc.org.uk](http://www.byc.org.uk)  
Follow us on **Twitter** and **Facebook**